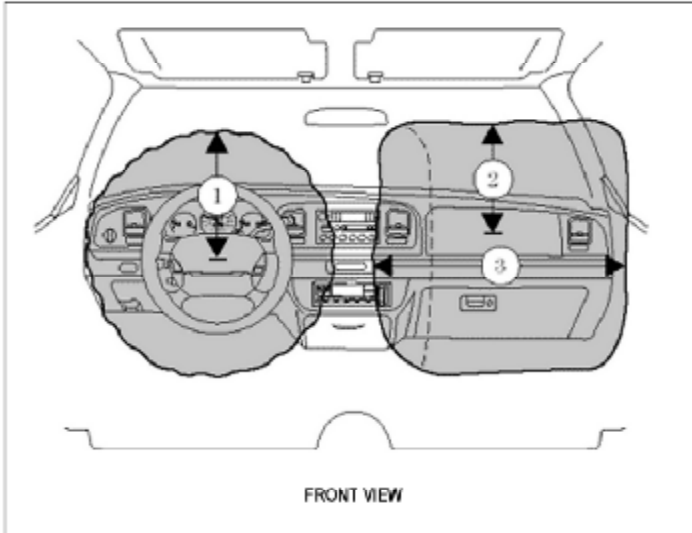


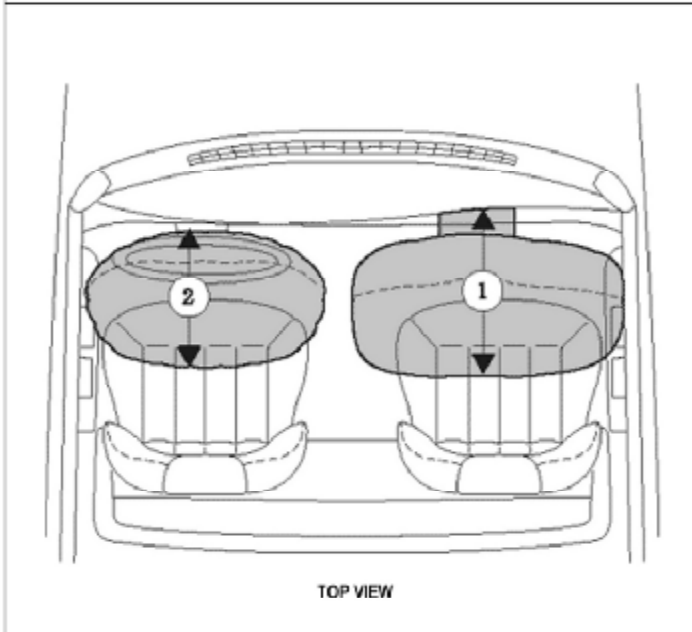
# Know The Zone: Your Guide To Air Bag Safety



**Figure 1:**

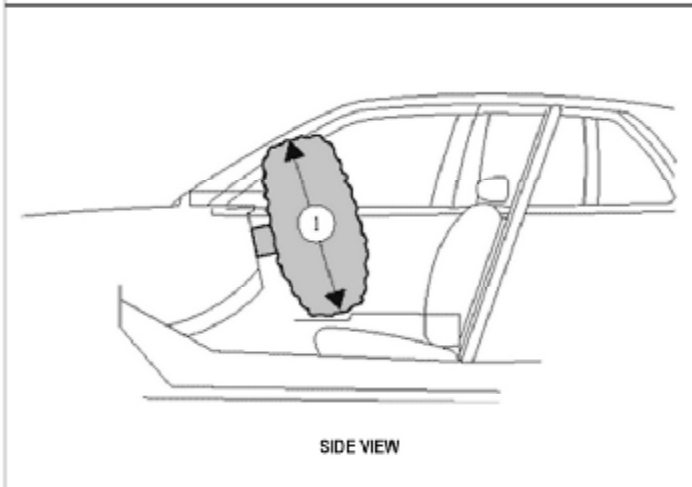
1. from center of air bag door
2. from center of air bag door
3. air bag width

No objects should be placed between the air bags due to air bag variability.



**Figure 2:**

1. front passenger compartment
2. front driver



**Figure 3:**

1. cross section through center of vehicle

Please contact your vehicle's manufacturer to determine the air bag deployment zone for your vehicle.

**MOBILE DESK, its officers and its employees will accept no responsibility or liability for the misuse or improper installation of our products.**

**NEVER USE MOBILE DESK WHILE DRIVING**

# NEVER USE MOBILE DESK WHILE DRIVING PLEASE REMOVE WHEN NOT IN USE

## Know The Zone: *Your Guide To Air Bag Safety*

**Federal Motor Safety Standard #203** requires that all passenger vehicles, beginning with those models manufactured in 1994, must have both driver and passenger side air bags. The space occupied by by these air bags during deployment is known as the "air bag deployment zone". **No equipment is allowed within this zone.**

**Mobile Desk is not intended for use while driving.** Any time the vehicle is in motion it should be stored by removing the pedestal mount and/or desktop and folding it to the floor. In the event that you decide against our insistence to keep your Mobile Desk stored while driving, the following guidelines must be followed.

Knowing the zone can make a big difference when installing any type of apparatus into a vehicle with a dual air bag deployment system. The templates on the other side of this page are approximations and flexible due to air bag deployment characteristics.

**Always contact your vehicle's manufacturer first to determine the air bag deployment zone for your vehicle.**

Failure to keep your Mobile Desk and any other equipment out of this zone may result in serious injury.

**MOBILE DESK, its officers and its employees will accept no responsibility or liability for the misuse or improper installation of our products.**

